

Can I check your boarding pass?

Activity Type

Speaking Activity:
forming, asking and
answering questions from
prompts, form completion
(pair work)

Focus

Air travel vocabulary
Flight information

Aim

To ask and answer
questions about flight
information in order to
complete a boarding
pass.

Preparation

Make one copy of the two
worksheets for each pair
of students.

Level

Pre-intermediate (A2)

Time

20 minutes

Introduction

In this air travel activity, students ask and answer questions about flight information in order to complete a boarding pass.

Procedure

Divide the students into pairs (Student A and B).

Give each student a corresponding worksheet.

Tell the students not to show their worksheet to their partner.

Students begin by writing their full name in the space provided on their boarding pass.

Next, explain that the students are going to ask and answer questions about flight information.

Tell the students that the completed boarding pass shows their flight information and the blank boarding pass is their partner's.

The students' first task is to look at the missing flight information on their partner's boarding pass and write the questions they need to ask in order to complete the pass.

Working alone, students then complete the questions they need to ask to find out the missing information.

Afterwards, check the questions with the class.

Answer key (some questions may vary)

1. What is your name?
2. Where are you flying from?
3. Where are you flying to?
4. Who are you flying with?
5. When does your flight depart?
6. When does your flight arrive?
7. What is your flight number?
8. What is your seat number?
9. What is your gate number?
10. What time is your flight boarding?


Students then take it in turns to ask their partner the questions on the worksheet and complete the blank boarding pass with their flight information.

After that, students compare worksheets to check their answers.


Finally, review the air travel vocabulary from the activity with the class.

Student A

Boarding Pass A: My flight

 BOARDING PASS			
Passenger Name			
From	LONDON (LHR)	Airline Name	BRITISH AIRWAYS
To	NEW YORK (JFK)	Departure Time	0830 TUE, MAY 2
		Arrival Time	1130 TUE, MAY 2
Flight Number	BA 117	Seat Number	41A
		Gate Number	B25
		Boarding Time	0800

Boarding Pass B: My partner's flight

 BOARDING PASS			
Passenger Name			
From		Airline Name	
To		Departure Time	
		Arrival Time	
Flight Number		Seat Number	
		Gate Number	
		Boarding Time	

A. Look at the missing flight information on boarding pass B. Write the questions you need to ask in order to complete the pass.


1. What? (name)
2. Where? (from)
3. Where? (to)
4. Who? (with)
5. When? (depart)
5. When? (arrive)
7. What? (flight)
8. What? (seat)
9. What? (gate)
10. What time? (boarding)

B. Ask Student B the questions and complete boarding pass B.


C. Now, answer Student B's questions about your flight.

Student B

Boarding Pass A: My partner's flight

 BOARDING PASS			
Passenger Name			
From		Airline Name	
To		Departure Time	Arrival Time
Flight Number	Seat Number	Gate Number	Boarding Time

Boarding Pass B: My flight

 BOARDING PASS			
Passenger Name			
From PARIS (CDG)		Airline Name AIR FRANCE	
To BANGKOK (BKK)		Departure Time 1615 SAT, JULY 6	Arrival Time 0845 SUN, JULY 7
Flight Number AF 166	Seat Number 15C	Gate Number A19	Boarding Time 1545

A. Look at the missing flight information on boarding pass B. Write the questions you need to ask in order to complete the pass.

1. What? (name)
2. Where? (from)
3. Where? (to)
4. Who? (with)
5. When? (depart)
5. When? (arrive)
7. What? (flight)
8. What? (seat)
9. What? (gate)
10. What time? (boarding)

B. Answer Student A's questions about your flight.

C. Now, ask Student A the questions and complete boarding pass A.