

Classroom Objects: Flashcards and Worksheet

Activity Type

Vocabulary Exercises:
matching, gap-fill,
controlled practice

Focus

Classroom objects

Aim

To learn and practice the
names of 12 common
classroom objects.

Preparation

Make one copy of
flashcards and cut as
indicated.

Also, make one copy of
the worksheet for each
student.

Level

Beginner (A1)

Time

30 minutes

Introduction

In this classroom objects worksheet, students learn and practice the names of 12 common classroom objects. This resource can also be used with our 'Classroom Objects Bingo' game and 'Classroom Object Riddles' activity.

Procedure

To begin, hold up each flashcard. Point to the picture and elicit the name of the classroom object.

Then model and drill pronunciation chorally and individually.

Next, write the following frames on the board:

What's this? It's a/an...

Have you got a/an....? Yes, I have. / No, I haven't.

Show the flashcards again and ask different students the questions. Elicit suitable responses as you move around the class.

After that, give each student a copy of the worksheet.

Students then match the classroom objects to pictures, using each word once.

When the students have finished, they check answers in pairs.

Afterwards, check answers as a class by pointing to each picture and eliciting the word.

Exercise A - Answer key

1. l 2. i 3. e 4. k 5. f 6. c
7. a 8. g 9. j 10. h 11. b 12. d

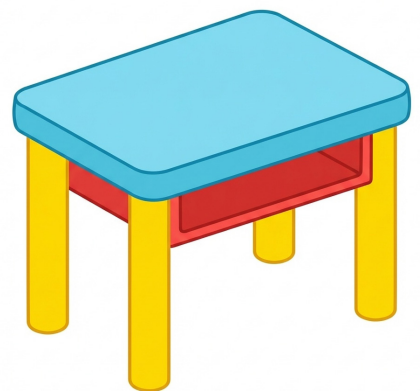



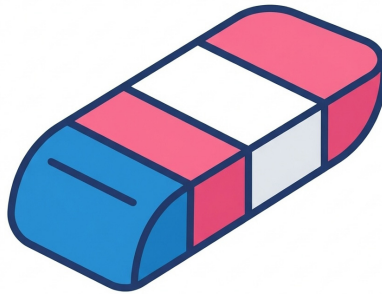
Students then complete sentences with classroom objects from a box using each word once. Remind students to use the word box and read each sentence carefully.

Finally, students compare answers in pairs, then check as a class.






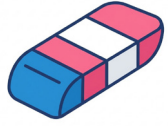






Exercise B - Answer key

1. bag	7. book
2. chair	8. dictionary
3. board	9. paper
4. ruler	10. pen
5. notebook	11. pencil
6. eraser	12. desk

As an extension, play a quick review game with the flashcards, e.g. slap-the-card, sorting, what's missing?



A. Match the classroom objects (1–12) to the pictures (a–l).

a. 	b. 	c. 	d. 
e. 	f. 	g. 	h. 
i. 	j. 	k. 	l. 

- | | | | |
|-----------------|-------------------|-----------------|----------------------|
| 1. book | 2. notebook | 3. pen | 4. pencil |
| 5. eraser | 6. ruler | 7. bag | 8. chair |
| 9. desk | 10. board | 11. paper | 12. dictionary |

B. Complete the sentences with the classroom objects from the box.

chair	eraser	dictionary	paper	ruler	notebook
board	bag	pen	desk	pencil	book

- I put my things in my
- I sit on a
- The teacher writes on the
- I can draw a straight line with a
- I write notes in my
- An is for rubbing out mistakes.
- I read a
- A has lots of words and meanings.
- Can I have some, please?
- I write with a
- I draw with a
- The teacher's table is a