

## Activity Type

Vocabulary, Reading and Writing Exercises: writing sentences, gap-fill, writing and drawing descriptions

Speaking Activities: describing, guessing, freer practice (pair work)

## Focus

Describing people

Verb *to be* to describe height, body build and age

*Have* and *has* to describe hair colour, hair length and facial features

*Wear* to talk about clothes

## Aim

To learn and practice how to describe people's appearance and clothing.

## Preparation

Make one copy of the lesson for each student.

## Level

Pre-intermediate (A2)

## Time

60 minutes

## Introduction

This describing people lesson helps to teach students how to describe people's appearance and clothing.

## Procedure

Give each student a copy of the lesson.

First, students learn to use the verb *to be* to describe height, body build and age. Go through the examples with the class and brainstorm other adjectives for height, body build and age.

Students then write sentences describing the people in the pictures using the verb *to be* and adjectives, e.g. 'The girl is young and slim.'

Next, students learn to use *have* and *has* to describe hair colour, hair length and facial features. Go through the examples and then draw some faces on the board and elicit more sentences and vocabulary.

In pairs, students then take turns describing a person's facial features to their partner, who guesses who it is.

After that, students learn to describe what someone is wearing. Go through the various forms of the verb *wear* and brainstorm other items of clothing that aren't on the list.

Students then write about what they are wearing now and what they wore yesterday.

Afterwards, students describe pictures of two people in pairs and complete gap-fill exercises to consolidate the language from the lesson.

Exercise G and H - Answer key

G. 1. is 2. is 3. has 4. has 5. is

H. 1. first-year 2. China 3. am 4. am 5. have 6. have  
7. wearing 8. wear 9. wore 10. is 11. has 12. has

Next, students write a description of themselves and then a description of a classmate without naming who it is.

Students then take turns reading their descriptions to the class, who guess who it is.

Afterwards, students take part in a drawing activity where they read descriptions and draw pictures of three thieves.

Students then compare their drawings.

Finally, invite some students to draw their pictures on the board and go through the descriptions with the class.

**Height, body build and age**

When describing people, we use the verb *to be* to describe height, body build and age.


Examples: I am tall and slim.

He is overweight.

Ann is thin.

You are old and short.

They are young.



**A. Write sentences describing the pairs of people in the pictures using the verb *to be* and the adjectives: tall, short, slim, old, young.**

.....

.....

.....

.....




.....

.....

.....

.....



**Facial features**

We use *have* and *has* to describe hair colour, hair length and facial features.

Facial features are eyes, eyebrows, nose, mouth, lips, ears, chin, etc.

Example: She has long brown hair.

She has big blue eyes.

She has a small nose.

She has a wide mouth and big red lips.



**B. In pairs, take turns describing each person's facial features below to your partner, who guesses who it is.**



**Clothes**

We use the verb *wear* to talk about the clothes someone has on.

<p>Present simple form 'wear' Example: She wears a uniform to school.</p>	<p>Past simple form 'wore' Example: I wore a T-shirt and jeans yesterday.</p>	<p>Present continuous form 'wearing' Example: He is wearing a shirt and tie.</p>
---	---	--

**C. What other items of clothing can you add to this list? Write your answers in the spaces below.**

- |           |       |          |       |       |       |
|-----------|-------|----------|-------|-------|-------|
| T – shirt | dress | sweater  | shirt | ..... | ..... |
| jeans     | skirt | suit     | boots | ..... | ..... |
| trainers  | socks | trousers | shoes | ..... | ..... |

**D. What are you wearing now?**

.....


.....

**E. What did you wear yesterday?**

.....

.....

**F. In pairs, describe what these two people look like and what they are wearing.**



**G. Complete the description with the correct verbs.**

My friend John (1) ..... tall. He exercises a lot and (2) ..... very strong.  
He (3) ..... blue eyes and brown hair. He (4) ..... big ears and a small nose.  
Today, he (5) ..... wearing a blue shirt and jeans.

**H. Use the words in the box to complete the description.**

am x 2	is	have x 2	has x 2	wear	wore	wearing	China	first-year
--------	----	----------	---------	------	------	---------	-------	------------

My name is Mei. I am a (1) ..... student. I come from (2) ..... I  
(3) ..... not tall, and I (4) ..... not overweight either. I (5) .....  
long hair and a pony tail. Like most Chinese, I (6) ..... brown eyes. Today, I am  
(7) ..... my student uniform. Yesterday, I didn't have class, so I didn't  
(8) ..... my uniform. I (9) ..... jeans and a yellow T-shirt. I went to a  
movie with my friend Noi. She (10) ..... tall and (11) ..... short hair. She  
(12) ..... a big nose, but I think she is pretty.

**I. Write a short paragraph describing yourself.**

My name is .....

.....

.....

.....

.....

.....

.....

.....

.....

**J. Write a description of someone in the classroom. Don't write their name or tell anyone who you are describing.**

.....

.....

.....

.....

.....

**K. Now, read your description to the class and see if they can guess who it is.**

**L. Some thieves have been stealing things from your classroom. A student saw them steal some pencils. Here is what the student told the police. Read the descriptions and draw pictures of the thieves.**

Thief 1	Thief 2	Thief 3

1. The first thief is tall and thin. He has a long face.
2. The second thief is short and overweight. He has a round face.
3. The other thief is short and thin. He has an oval face (egg shaped).
4. The thief with a round face has a big nose.
5. The thief with a long face has small eyes and a long nose.
6. The overweight thief has big ears and short hair.
7. The thief with an oval face has big eyes and a small mouth.
8. The thief with a big nose has big eyes and a big mouth.
9. The other thief has a long mouth and a long hair.
10. The thief with a small mouth has a small nose and small ears
11. One man has ears that look like the number 8.
12. The man with a small nose is bald.
13. All of the thieves wore T-shirts and jeans.



**Now, compare your drawings with your classmates. Are they the same?**