

Activity Type

Vocabulary Exercises: matching, gap-fill, binary choice, writing sentences, comparing

Focus

Phrases and prepositions related to giving directions

Aim

To learn and practice phrases and prepositions related to giving directions.

Preparation

Make one copy of the two-page worksheet for each student.

Level

Pre-intermediate (A2)

Time

30 minutes

Introduction

Here is a giving directions worksheet to help students learn and practice phrases and prepositions related to giving directions.

Procedure

Give each student a copy of the two-page worksheet.

Students begin by matching direction phrases to signs.

Exercise A - Answer key

1. turn left
2. at the traffic lights
3. cross the street
4. turn right
5. go straight
6. at the junction

Students then match sentence halves together to make directions that use the phrases.

Exercise B - Answer key

1. e,
2. a,
3. d,
4. f,
5. b,
6. c,

Next, students complete a set of directions using the vocabulary from Exercise A.

Exercise C - Answer key

1. go straight
2. Cross the street
3. traffic lights,
4. turn right
5. at the junction
6. turn left

After that, students complete sentences with prepositions from a box. The sentences explain how each preposition is used.

Exercise D - Answer key

1. on,
2. at,
3. past,
4. next to,,
5. across from,
6. on

Students then move on to complete directions by choosing the correct prepositions in brackets.

Exercise E - Answer key

1. on, next to
2. past
3. across from
4. Next to, on
5. At
6. across from

In the last exercise, students write directions to the nearest hospital and bank using the phrases and prepositions from the worksheet. Afterwards, the students read their directions to a partner to see if they are the same or different.

A. Match the direction phrases to the signs.

go straight







at the junction

turn right

cross the street

at the traffic lights

turn left

		
1.	2.	3.
		
4.	5.	6.

B. Match the sentence halves together to make directions.

- | | |
|------------------------------------|-------------------------------------|
| 1. Stop at | a. right at the next junction. |
| 2. Turn | b. straight. |
| 3. Cross | c. left instead. |
| 4. The park is just past the | d. the street to get to the school. |
| 5. At the junction, go | e. the traffic lights. |
| 6. Don't turn right, turn | f. library. It's not far. |



C. Complete the directions using the vocabulary from Exercise A.

- To get to the pet shop, exit the train station and (1) straight for 500 meters.
 (2) the street at the junction. At the next (3)..... lights,
 (4) right. Continue on this street for one kilometer. At the (5)
 (6) left. The pet shop is on the right.

D. Complete the sentences with the prepositions from the box.

We use the preposition...

1. for streets.
2. for a specific place.
3. for locations after a certain place.
4. to mean beside.
5. for locations on the other side.
6. to indicate a left or right position.

next to	on
past	at
on	across from

E. Complete the directions by choosing the correct prepositions in brackets.

1. Turn right *at / on* Oxford street and the bank is *next to / on* the hair salon.
2. The train station isn't before the supermarket, it's *at / past* it.
3. On this side of the street, there is a clothes shop. On the other side, *across from / on* the clothes shop, there is a pub.
4. In the city center, there is a nice bakery. *Across from / Next to* the bakery *at / on* the right, there is a coffee shop.
5. *On / At* the traffic lights, there is a library.
6. The park is *across from / past* here, you'll have to cross the street to get to it.

F. Write directions using the phrases and prepositions from the worksheet.

1. To get to the nearest hospital from here,

2. To get to the nearest bank from here,

G. Now, read your directions to a partner. Are your directions the same or different?