

Activity Type

Vocabulary Exercises: word search, matching, unscrambling, gap-fill

Focus

Money vocabulary

Aim

To learn and practice basic money-related vocabulary.

Preparation

Make one copy of the two-page worksheet for each student.

Level

Elementary (A1-A2)

Time

30 minutes

Introduction

This money worksheet helps students learn and practice basic money vocabulary.

Procedure

Give each student a copy of the two-page worksheet.

Students begin by finding money vocabulary in a word search.

Exercise A - Answer key

																			C
			C	O	I	N	S												A
							H		F	A	R	E							S
							O												H
	P	R	I	C	E		P												M
							P		C	A	R	D							A
							I	C											C
	C	A	S	H			N	H											H
							G	E											I
		P	I	G	G	Y	B	A	N	K									N
		A						P											E
		Y		B	A	N	K												
			E	X	P	E	N	S	I	V	E								

Next, students match the money vocabulary to pictures.

Exercise B - Answer key

- | | | |
|---------------|-------------|------------------|
| 1. pay | 5. shopping | 9. cash |
| 2. piggy bank | 6. fare | 10. card |
| 3. coins | 7. cheap | 11. price |
| 4. expensive | 8. bank | 12. cash machine |

Students then unscramble words to form common verbs that are used to talk about money.

Exercise C - Answer key

- | | | | |
|-----------|----------|---------|--------------|
| 1. change | 3. spend | 5. make | 7. expensive |
| 2. cost | 4. save | 6. fare | 8. cheap |

(continued on the next page)

Activity Type

Vocabulary Exercises:
word search, matching,
unscrambling, gap-fill

Focus

Money vocabulary

Aim

To learn and practice
basic money-related
vocabulary.

Preparation

Make one copy of the
two-page worksheet for
each student.

Level

Elementary (A1-A2)

Time

30 minutes

Procedure continued

After that, students complete sentences using the money-related verbs, changing the forms of the verbs as needed.

Exercise D - Answer key

- | | | | |
|----------|--------------|-----------|---------|
| 1. save | 3. spent | 5. change | 7. make |
| 2. cheap | 4. expensive | 6. fare | 8. cost |

In the last exercise, students read and complete a short story with money words from a box.

Exercise E - Answer key




- | | | |
|--------------|-------------|---------------|
| 1. bank | 5. shopping | 9. cheap |
| 2. cash | 6. make | 10. price |
| 3. bank card | 7. save | 11. expensive |
| 4. fare | 8. cost | 12. change |

A. Find the money-related vocabulary in the word search. Words go across or down.

	P	C	O	I	V	T	B	A	N	G	F	F	T	T	C	
	X	R	B	C	O	I	N	S	X	R	G	B	O	C	A	
coins	B	C	I	C	D	D	Y	H	C	F	A	R	E	Z	S	
	N	W	E	C	E	F	G	O	Z	S	V	T	U	R	H	
cash	D	P	R	I	C	E	P	P	V	C	B	T	U	Y	M	
	R	R	E	D	B	O	Y	P	B	C	A	R	D	E	A	
card	S	E	S	H	B	A	N	I	C	F	U	N	S	O	C	
	A	C	A	S	H	I	N	N	H	I	N	D	O	A	H	
fare	E	W	H	Y	A	R	E	G	E	S	E	A	T	B	I	
	T	A	P	I	G	G	Y	B	A	N	K	B	Y	V	N	
cash machine	Y	T	A	S	T	O	B	E	P	N	O	T	E	R	E	
	J	E	Y	D	B	A	N	K	U	O	O	U	R	U	F	
bank	N	A	V	G	Y	U	I	M	C	C	L	L	Y	G	I	
	I	X	T	E	X	P	E	N	S	I	V	E	Z	P	V	
	O	Q	Q	E	Z	V	N	I	O	P	J	M	E	E	O	

coins piggy bank
cash pay
card cheap
fare shopping
cash machine price
bank expensive

B. Match the money words from the word search to the pictures.

			\$1000 
1.	2.	3.	4.
		\$100 	
5.	6.	7.	8.
			
9.	10.	11.	12.

C. Unscramble the words to form verbs that are used to talk about money.

- | | | | |
|-----------|-------|--------------|-------|
| 1. cehgan | | 5. akme | |
| 2. stoc | | 6. fera | |
| 3. dspne | | 7. eexvpiesn | |
| 4. seav | | 8. cphae | |

D. Complete the sentences with the money-related verbs. You may need to change the form of the verb. Use each verb once.

- I am going to up my money, so I can buy a house.
- I don't have much money, so I can only buy a car.
- She went shopping every day last week and all her money!
- I hope to be rich in the future, so I can buy an house.
- After I paid my bill, the waiter brought me my
- Before you can get on the bus, you have to pay the
- They didn't pay me much, but hopefully I'll more money in my next job.
- That dress is beautiful. How much did it?

E. Complete the story with the money words from the box. Use each word once.

price	make	fare	cheap	bank card	expensive
cash	change	save	bank	shopping	cost

Jack was in the (1) because he needed money. He walked to the machine and took out (2) with his (3) He then walked to the station. Jack paid his (4) and got on the train to the city. His plan was to go (5) and buy a gift for his wife's birthday. He doesn't (6) a lot of money, so it took a long time to (7) for the gift. While walking in the city, he saw a beautiful coat in a shop window. He thought it would look great on his wife, but he wasn't sure how much it (8) It was made in Italy, so he thought it would not be (9) Jack walked into the shop to ask the owner the (10) of the coat. When he was told, he was very surprised to know that it wasn't too (11) He was very happy to walk out of the shop with the coat and some (12) in his pocket.