

Activity Type

Matching and speaking activity, group work

Focus

Articles (a, an, the)

Nouns

Aim

To match articles (a, an, the) with nouns.

Preparation

Make one copy of the article cards and picture cards for each group of three or four. Keep the two sets separate.

Level

Elementary (A1-A2)

Time

25 minutes

Introduction

In this articles game, students practice matching articles (a, an, the) with nouns.

Procedure

Divide the students into groups of three or four.

Give each group a set of article cards and a set of picture cards. Students will also need a pen and paper for keeping score.

Ask the students to shuffle the two sets of cards separately and spread them out face down on the table in two sets.

Students take it in turns to turn over an article card and a picture card.

If the article matches with the noun, the student scores a point. The student can then score an extra point by making a sentence with the article and noun.

The student then keeps the cards and has another turn.

If the cards don't match, the student turns them back over, keeping them in the same place.

The game continues until all the cards have been matched.

If students are unsure whether two cards match, they can ask you for help.




The student with the most points at the end of the game wins.

Finally, go through the correct answers with the class and review how articles are used and deal with any problem words, e.g. an hour.

Article cards

✂	a	a	a	a	a
	a	a	a	a	a
	an	an	an	an	an
	an	an	an	an	an
	the	the	the	the	the
	the	the	the	the	the

Picture cards

✂					
	wheel	dog	car	pencil	baby
					
	flower	knife	lamp	table	tree
					
	eagle	actor	egg	elephant	apple
					
exam	umbrella	oven	igloo	hour	
					
Himalayas	Amazon	Mona Lisa	Taj Mahal	United States	
					
sun	moon	sea	sky	world	