

Activity Type

Speaking activity,
pairwork

Language Focus

Present continuous

Aim

To ask what people in pictures are doing and to reply with the present continuous.

Preparation

Make one copy of the game board for each pair of students. Enlarge the game board to A3 if possible. You will also need to prepare some dice and counters.

Level

Elementary

Time

25 minutes

Introduction

Here is an entertaining board game to help students practice the present continuous tense.

Procedure

Divide the students into pairs.

Give each pair a copy of the game board, a dice and counters.

Students place their counters on the start square.

Students then take it in turns to roll the dice and move their counter along the board.

When a student lands on a picture square, their partner asks them a question about what is happening in the picture, e.g. 'What is the boy doing?'

The student then answers the question by making a present continuous sentence, e.g. 'He is eating a pizza'.






















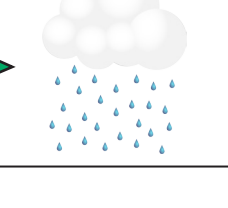




If the student does this successfully, they stay on the square.

If the student makes a grammar mistake or can't think of what to say, they go back to their previous square.

The first student to reach the finish wins the game.

Afterwards, go through the pictures and elicit the students' questions and answers.

As an alternative, you could have the students miss a turn instead of going back to their previous square.

Finish				
	Miss a turn			
				Oh no! Go back to the start
		Super skip! Move ahead		
				
				
				
	Oh no! Go back			
				Start